

# Transmitter for Mounting Rails

for Thermocouples and Resistance thermometers

# Datasheet 84.9

Transmitters

**Description :** Transmitter for the installation on mounting rails

**Output :** 4...20 mA • 0...20 mA • 0...10 V

**Load :** max. 900 Ω

**Load Influence :** 0,02 % / 100 Ω

**Current Limit :** Max. current 35 mA

**Response Time :**  $t_{90} < 1s$

**Failure Signal :** Current Output > 23 mA

**Inputs :** Platinum- RTD's acc. to DIN IEC 751 two- or three- wire technique  
Thermocouples acc. to DIN IEC 584

## Input RTD (Pt100) :

Smallest span : 40 K

2- or 3- wire connection

Characteristic : temperature- linear

Accuracy : 0,2%

Temperature drift : 0,05% / 10K

## Input Thermocouples :

Smallest span : 10 mV

Characteristic : temperature- linear

Accuracy : 0,1 % + 1,5 K

Temperature drift : 0,05 % / 10K

Temperature drift of cold junction compensation:

1 K / 10 K calibrated at 20°C

Thermocouple types :

NiCr - Ni (Type K) • Fe - CuNi (Type J)

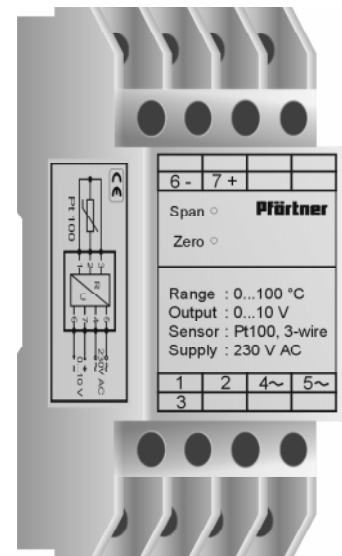

**Ambient Temperature :** - 25 ... + 75 °C

**Housing:** Plastic case for the installation on standard mounting rails according to EN 50022

**Dimensions :** 90 × 58 × 17,5 mm (B × H × T)

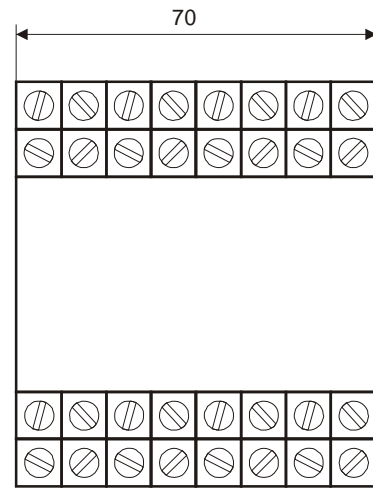
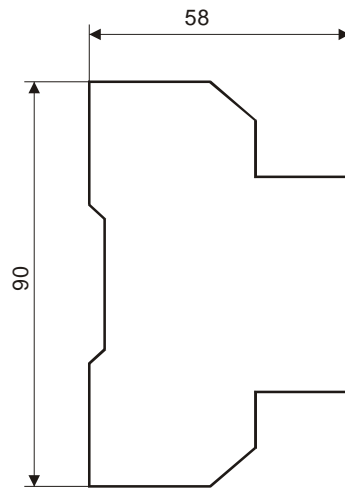
**Protection class :** IP 20 acc. to DIN 45 050

**Clamps :** Screw- clamps max. dia. 2,5 mm<sup>2</sup>

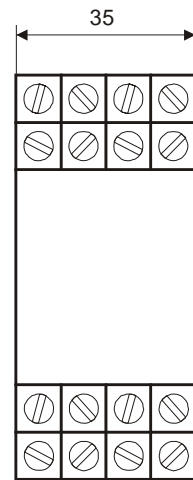
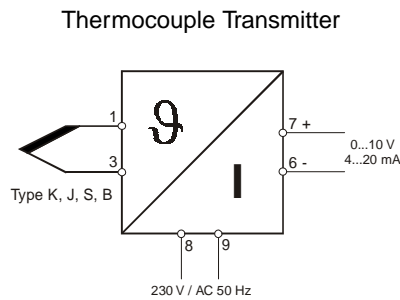
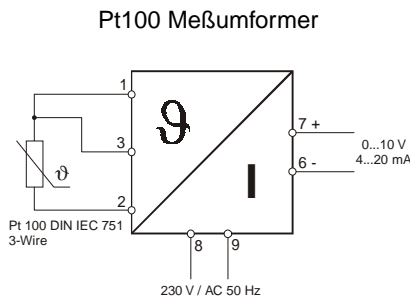


Output	
Ordering - code	F G
0...20 mA .....	1 1
4...20 mA .....	1 2
0...10 V .....	1 3
<i>others upon request</i>	

Input	
Ordering - code	H I
Pt 100 DIN IEC 751 .....	1 1
Ni / CrNi ( K ) .....	1 6
FeCu / Ni ( J ) .....	1 7

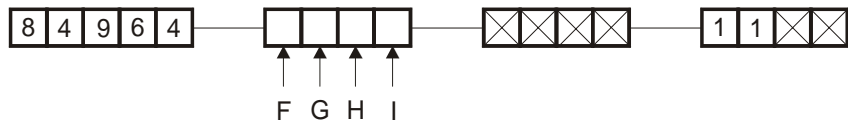


## Connection diagramm



## Ordering-code :

for ordering please fill out all empty digits in the order code on the right.



The code numbers for all free digits you find in the charts above.

## For ordering please declare in plain language :

Special ranges (Min. - Measuring range 40 K) :

..... °C to ..... °C correspond to 4...20 mA

Others : .....