

Description :

Resistance thermometer for industrial applications with waterproof connector (IP68)
With plug or fixed connected cable 5 m material pur

Installation :

For the direct installation into the process with compression fitting

Measuring Insert:

The insert can be replaced separately - the process does not have to be opened.

Measuring Element :

Pt100 according to DIN EN 60751 / IEC 751
other Measuring elements e.g. Pt1000 or Ni100 upon request

Accuracy :


Class A or B according to DIN EN 60751 / IEC 751
Also available with reduced tolerances e.g. 1/5 DIN Cl. B
The tolerances for Pt 100 RTD's you can see in the chart "Values and Tolerances of Pt100 resistance thermometers" in the appendix.

Electrical connection:

Pt 100 / 4 - wire

Maximum Temperature Range :

Media temperature : - 50 ... + 180 °C
Ambient temperature : - 30 ... + 90 °C



Suggestions for installation of resistance thermometer with plain stem

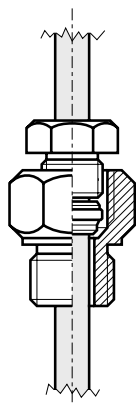
For further installation possibilities see chapter **protection tubes**

Compression fitting

Screw - in type

According to datasheet:

18.10

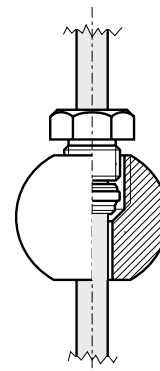


Compression fitting

Weld - in type

According to datasheet:

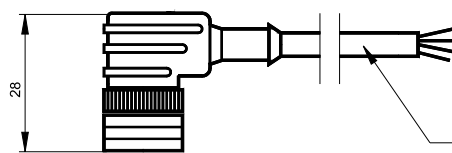
18.10



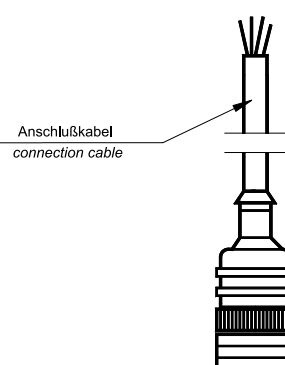
Execution with fixed connection cable

Execution	
Ordering code	D
With plug	1
With fixed cable: cable exit topwards	2
With fixed cable: cable exit sideways	3

Cable exit sideways



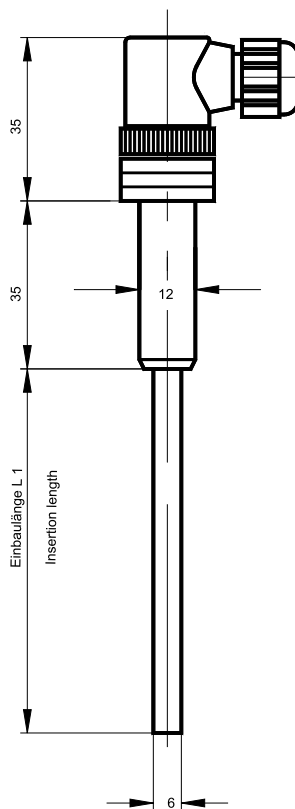
Cable exit topwards



Stem diameter / d1	
Ordering code	H I
6mm	1 3
9mm	5 6
Special diameter	9 9

RTD	
Ordering code	P
1 x PT100 CL. B	1
1 x PT100 CL. A	2
Special RTD	9

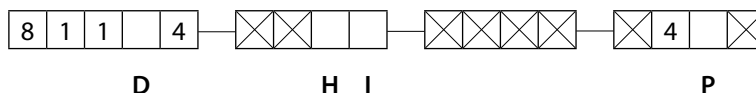
Execution with plug



Ordering-code :

for ordering please fill out all empty digits in the order code on the right.

The code numbers for all free digits you find in the charts above.



For ordering please declare in plain text :

Insertion length (L₁) :

.....mm